

MANUAL

WI LINE | PROTECTION TECHNOLOGY
MADE SIMPLE

WIC1PC3 | USB-Connector for Connecting WIB1, WIC1, WIP1
with a PC



USB-CONNECTOR FOR CONNECTING WIB1, WIC1, WIP1 WITH A PC

Original document

English

Manual (original)

SEG Electronics GmbH

Krefelder Weg 47 • D-47906 Kempen (Germany)

Telephone: +49 (0) 21 52 145 1

Internet: www.SEGelectronics.de

Sales

Telephone: +49 (0) 21 52 145 331

Fax: +49 (0) 21 52 145 354

E-mail: sales@SEGelectronics.de

Service

Telephone: +49 (0) 21 52 145 614

Fax: +49 (0) 21 52 145 354

E-mail: support@SEGelectronics.de

© 2021 SEG Electronics GmbH. All rights reserved.

Table of Contents

1	Introduction	4
2	Usage of the WIC1PC3	5
3	Technical Data	6
3.1	Technical Specifications	6
3.2	Approvals	7

1 Introduction

The WIC1PC3 is used to connect a SEG protection device of the WI Line with a PC or laptop.

The PC can then be used for configuration and monitoring purposes and fault analysis.

The PC/laptop side is separated from the SEG unit side through galvanic isolation.

Depending on your Windows version, you might need to download and install the latest VCP driver from: [⇒ www.ftdichip.com/](http://www.ftdichip.com/). (On the main page, click menu items "Drivers".)

Software for P/N WIC1PC3 can be downloaded from the SEG download area: [⇒ https://docs.segelectronics.de/library/wi_line/wi_soft2/](https://docs.segelectronics.de/library/wi_line/wi_soft2/)

2 Usage of the WIC1PC3

Two connection cables are delivered with the WIC1PC3 adapter. Use a standard USB cable for the connection between the PC/laptop and the WIC1PC3.

For the connection between the WIC1PC3 and the SEG protection unit, use the cable delivered with the device. The maximum length for the WI cable must not exceed 1.5 m. (A 1.5 m cable is supplied with the device).

An extension or utilization of different cable types for the connection between the SEG protection unit and the WIC1PC3 may result in a malfunction of the unit. This may result in damage to system components. SEG does not guarantee proper WIC1PC3 operation for cable length more than specified. If an extension of the data connection line is required, only the USB cable between the PC or laptop and the WIC1PC3 may be extended. SEG recommends using an industry standard cable for this. The maximum length for the USB cable must not exceed 5 m. (A 1,8 m cable is supplied with the device).

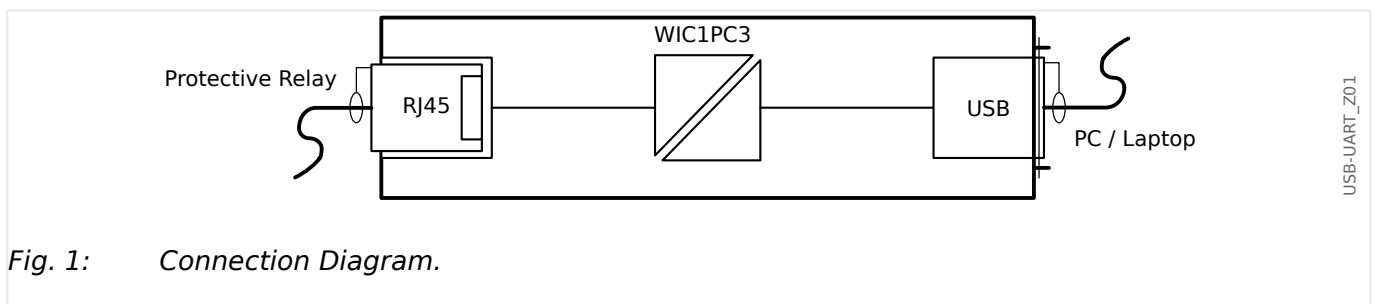


Fig. 1: Connection Diagram.

NOTICE!



This device may be susceptible to EFT (Electrical Fast Transient) and to ESD (Electrostatic Discharge), especially around noisy and high-power devices and machinery.

If events like EFT or ESD affect the device, a software reset procedure is required.

3 Technical Data

3.1 Technical Specifications

Dimensions (L x W x H):	approximately 85 mm x 50 mm x 22 mm
Weight:	approximately 60 g (without cables)
Interfaces:	<ul style="list-style-type: none"> • RJ45 connector to SEG units that support USB-UART connectivity • USB connector to a PC or laptop, using a standard USB cable

Transmission

Maximum transmission speed on UART side:	115200 baud
Maximum transmission speed on USB side:	12 Mbit/s (according to USB 2.0 standard)

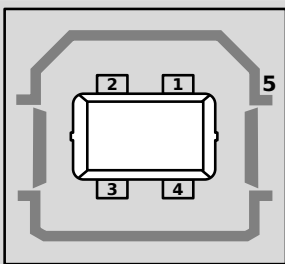
Temperature

Ambient operating temperature:	-20°C ... +70°C
Storage temperature:	-40°C ... +85°C

Power Supply

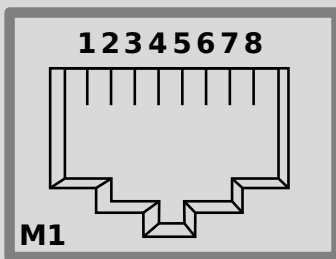
Power supply via USB connector:	5 V (on host PC side)
---------------------------------	-----------------------

USB Type B Socket Pinout



Pin Number	Signal
1	5 V USB
2	D-
3	D+
4	GND USB
5	Shield

RJ45 Pinout




Pin Number	Signal
1	12 V
2	Not connected
3	RxD-
4	Not connected
5	GND
6	RxD+
7	TxD+
8	TxD-
M1	Shield

3.2 Approvals

- EN 61000-4-2
- EN 61000-4-3
- EN 61000-4-4
- EN 61000-4-6
- EN 61000-6-2
- EN 61000-6-3

https://docs.SEGelectronics.de/wic1_pc3



SEG Electronics GmbH reserves the right to update any portion of this publication at any time.
Information provided by SEG Electronics GmbH is believed to be correct and reliable.
However, SEG Electronics GmbH assumes no responsibility unless otherwise expressly undertaken.



SEG Electronics GmbH
Krefelder Weg 47 • D-47906 Kempen (Germany)
Telephone: +49 (0) 21 52 145 1

Internet: www.SEGelectronics.de

Sales
Telephone: +49 (0) 21 52 145 331
Fax: +49 (0) 21 52 145 354
E-mail: sales@SEGelectronics.de

Service
Telephone: +49 (0) 21 52 145 614
Fax: +49 (0) 21 52 145 354
E-mail: support@SEGelectronics.de

Complete address / phone / fax / email information for all locations is available on our website.