

IEC 61850 – PICS

High **PROTEC** | PROTECTION TECHNOLOGY
MADE SIMPLE

MRM4 |

Protocol Implementation Conformance Statement (PICS)

UCA International Users Group Testing Sub Committee

Version: 3.7

Original document

English

Original reference manual

SEG Electronics GmbH

Krefelder Weg 47 • D-47906 Kempen (Germany)

Telephone: +49 (0) 21 52 145 1

Internet: www.SEGelectronics.de

Sales

Telephone: +49 (0) 21 52 145 331

Fax: +49 (0) 21 52 145 354

E-mail: info@SEGelectronics.de

Service

Telephone: +49 (0) 21 52 145 614

Fax: +49 (0) 21 52 145 354

E-mail: info@SEGelectronics.de




© 2020 SEG Electronics GmbH. All rights reserved.

Table of Contents

| | | |
|----------|---|----------|
| 1 | General | 4 |
| 2 | ASCI basic conformance statement | 5 |
| 3 | ACSI models conformance statement | 6 |
| 4 | ACSI service conformance statement | 8 |

1 General

This document is applicable for MRM4 Version 3.7.

- ASCI basic conformance statement,  “2 ASCI basic conformance statement”
- ASCI models conformance statement,  “3 ASCI models conformance statement”
- ASCI service conformance statement,  “4 ASCI service conformance statement”

The statements specify the communication features mapped to IEC 61850-8-1.

2 ASCI basic conformance statement

The basic conformance statement is defined in the table below.

| | | Client / Subscriber | Server / Publisher | Value / Comments |
|--|---|------------------------|-----------------------|---------------------|
| Client-Server roles | | | | |
| B11 | Server side (of TWO-PARTY-APPLICATION-ASSOCIATION) | - | Y | |
| B12 | Client side of (TWO-PARTY-APPLICATION-ASSOCIATION) | - | - | |
| SCSMs supported | | | | |
| B21 | SCSM: IEC 6185-8-1 used | - | Y | |
| B22 | SCSM: IEC 6185-9-1 used | - | N | |
| B23 | SCSM: IEC 6185-9-2 used | - | Y | |
| B24 | SCSM: other | - | N | |
| Generic substation event model (GSE) | | | | |
| B31 | Publisher side | - | Y | |
| B32 | Subscriber side | Y | - | |
| Transmission of sampled value model (SVC) | | | | |
| B41 | Publisher side | - | N | |
| B42 | Subscriber side | - | - | |
| - | | | | |
| Y = supported | | | | |
| N or empty = not supported | | | | |

3 ACSI models conformance statement

The ACSI models conformance statement is defined in the table below.

| | | Client / Subscriber | Server / Publisher | Value / Comments |
|--|----------------------------------|------------------------|-----------------------|---------------------|
| If Server or Client side (B11/12) supported | | | | |
| M1 | Logical device | - | Y | |
| M2 | Logical node | - | Y | |
| M3 | Data | - | Y | |
| M4 | Data set | - | Y | |
| M5 | Substitution | - | N | |
| M6 | Setting group control | - | N | |
| Reporting | | | | |
| M7 | Buffered report control | - | Y | |
| M7-1 | sequence-number | - | Y | |
| M7-2 | report-time-stamp | - | Y | |
| M7-3 | reason-for-inclusion | - | Y | |
| M7-4 | data-set-name | - | Y | |
| M7-5 | data-reference | - | Y | |
| M7-6 | buffer-overflow | - | Y | |
| M7-7 | entryID | - | Y | |
| M7-8 | BufTim | - | Y | |
| M7-9 | IntgPd | - | Y | |
| M7-10 | GI | - | Y | |
| M7-11 | conf-revision | - | Y | |
| M8 | Unbuffered report control | - | Y | |
| M8-1 | sequence-number | - | Y | |
| M8-2 | report-time-stamp | - | Y | |
| M8-3 | reason-for-inclusion | - | Y | |
| M8-4 | data-set-name | - | Y | |
| M8-5 | data-reference | - | Y | |
| M8-6 | BufTim | - | Y | |
| M8-7 | IntgPd | - | Y | |
| M8-8 | GI | - | Y | |

| | | Client / Subscriber | Server / Publisher | Value / Comments |
|--|----------------------|------------------------|-----------------------|---------------------|
| M8-9 | conf-revision | - | Y | |
| | Logging | - | N | |
| M9 | Log control | - | N | |
| M9-1 | IntgPd | - | N | |
| M10 | Log | - | N | |
| M11 | Control | - | Y | |
| If GSE (B31/32) is supported | | | | |
| M12 | GOOSE | Y | Y | |
| M13 | GSSE | N | N | |
| If SVC (41/42) is supported | | | | |
| M14 | Multicast SVC | - | N | |
| M15 | Unicast SVC | - | N | |
| If Server or Client side (B11/12) supported | | | | |
| M16 | Time | Y | N | scheduled |
| M17 | File Transfer | N | N | scheduled |
| Y = service is supported | | | | |
| N or empty = service is not supported | | | | |

4 ACSI service conformance statement

The ACSI service conformance statement is defined in the table below (depending on the statements in the “Basic conformance statement” table [↪](#) “2 ACSI basic conformance statement”).

| | Services | AA: TP/MC | Client (C) | Server (S) | Comments |
|--------------------------------------|------------------------|--------------|---------------|---------------|-----------|
| Server | | | | | |
| S1 | ServerDirectory | TP | - | Y | |
| Application association | | | | | |
| S2 | Associate | | - | Y | |
| S3 | Abort | | - | Y | |
| S4 | Release | | - | Y | |
| Logical device | | | | | |
| S5 | LogicalDeviceDirectory | TP | - | Y | |
| Logical node | | | | | |
| S6 | LogicalNodeDirectory | TP | - | Y | |
| S7 | GetAllDataValues | TP | - | Y | |
| Data | | | | | |
| S8 | GetDataValues | TP | - | Y | |
| S9 | SetDataValues | TP | - | Y | |
| S10 | GetDataDirectory | TP | - | Y | |
| S11 | GetDataDefinition | TP | - | Y | |
| Data set | | | | | |
| S12 | GetDataSetValues | TP | - | Y | |
| S13 | SetDataSetValues | TP | - | Y | |
| S14 | CreateDataSet | TP | - | Y | |
| S15 | DeleteDataSet | TP | - | Y | |
| S16 | GetDataSetDirectory | TP | - | Y | |
| Substitution | | | | | |
| S17 | SetDataValues | TP | - | N | |
| Setting group control | | | | | |
| S18 | SelectActiveSG | TP | - | N | scheduled |
| S19 | SelectEditSG | TP | - | N | |
| S20 | SetSGValues | TP | - | N | |
| S21 | ConfirmEditSGValues | TP | - | N | |
| S22 | GetSGValues | TP | - | N | |
| S23 | GetSGCBValues | TP | - | N | |
| Reporting | | | | | |
| Buffered report control block (BRCB) | | | | | |


| | Services | AA: TP/MC | Client (C) | Server (S) | Comments |
|--|-----------------------|--------------|---------------|---------------|----------|
| S24 | Report | TP | - | Y | |
| S24-1 | data-change (dchg) | | - | Y | |
| S24-2 | qchg-change (qchg) | | - | Y | |
| S24-3 | data-update (dupd) | | - | N | |
| S25 | GetBRCBValues | TP | - | Y | |
| S26 | SetBRCBValues | TP | - | Y | |
| Unbuffered report control block (URCB) | | | | | |
| S27 | Report | TP | - | Y | |
| S27-1 | data-change (dchg) | | - | Y | |
| S27-2 | qchg-change (qchg) | | - | Y | |
| S27-3 | data-update (dup) | | - | N | |
| S28 | GetURCBValues | TP | - | Y | |
| S29 | SetURCBValues | TP | - | Y | |
| Logging | | | | | |
| Log control block | | | | | |
| S30 | GetLCBValues | TP | - | N | |
| S31 | SetLCBValues | TP | - | N | |
| Log | | | | | |
| S32 | QueryLogByTime | TP | - | N | |
| S33 | QueryLogByEntry | TP | - | N | |
| S34 | GetLogStatusValues | TP | - | N | |
| Generic substation event model (GSE) | | | | | |
| GOOSE-CONTROL-BLOCK | | | | | |
| S35 | SendGOOSEMessage | MC | - | Y | |
| S36 | GetReference | TP | - | Y | |
| S37 | GetGOOSEElementNumber | TP | - | Y | |
| S38 | GetGoCBValues | TP | - | Y | |
| S39 | SetGoCBValues | TP | - | N | |
| GSSE-CONTROL-BLOCK | | | | | |
| S40 | SendGSSEMessage | MC | - | N | |
| S41 | GetReference | TP | - | N | |
| S42 | GetGSSEElementNumber | TP | - | N | |
| S43 | GetGsCBValues | TP | - | N | |
| S44 | SetGsCBValues | TP | - | N | |
| Transmission of sampled value model (SVC) | | | | | |
| Multicast SVC | | | | | |
| S45 | SendMSVMessage | MC | - | N | |

4 ACSI service conformance statement

| | Services | AA: TP/MC | Client (C) | Server (S) | Comments |
|----------------------|-----------------------------------|--------------|---------------|---------------|--|
| S46 | GetMSVCBValues | TP | - | N | |
| S47 | SetMSVCBValues | TP | - | N | |
| Unicast SVC | | | | | |
| S48 | SendUSVMessage | TP | - | N | |
| S49 | GetUSVCBValues | TP | - | N | |
| S50 | SetUSVCBValues | TP | - | N | |
| Control | | | | | |
| S51 | Select | | - | N | |
| S52 | SelectWithValue | TP | - | Y | |
| S53 | Cancel | TP | - | Y | |
| S54 | Operate | TP | - | Y | |
| S55 | Command-Termination | TP | - | Y | |
| S56 | TimeActivated-Operate | TP | - | N | |
| File transfer | | | | | |
| S57 | GetFile | TP | - | N | |
| S58 | SetFile | TP | - | N | |
| S59 | DeleteFile | TP | - | N | |
| S60 | GetFileAttributeValues | TP | - | N | |
| Time | | | | | |
| T1 | Time resolution of internal clock | | 10 | - | nearest negative power of 2 in seconds |
| T2 | Time accuracy of internal clock | | N | - | T0 |
| | | | Y | - | T1 |
| | | | N | - | T2 |
| | | | N | - | T3 |
| | | | N | - | T4 |
| | | | N | - | T5 |
| T3 | Supported TimeStamp resolution | | 10 | - | nearest negative power of 2 in seconds |

High PROTEC

docs.SEGelectronics.de/HighPROTEC



SEG Electronics GmbH reserves the right to update any portion of this publication at any time. Information provided by SEG Electronics GmbH is believed to be correct and reliable. However, SEG Electronics GmbH assumes no responsibility unless otherwise expressly undertaken.



SEG Electronics GmbH
Krefelder Weg 47 • D-47906 Kempen (Germany)
Telephone: +49 (0) 21 52 145 1

Internet: www.SEGelectronics.de

Sales
Telephone: +49 (0) 21 52 145 331
Fax: +49 (0) 21 52 145 354

Service
Telephone: +49 (0) 21 52 145 614
Fax: +49 (0) 21 52 145 354

Complete address / phone / fax / email information for all locations is available on our website.